


## Classification of container

Name	Length, m	Width, m	Height, m	Volume, m <sup>3</sup>	Weight, kg
<b>20 feet</b>					
Standard	6,06	2,44	2,59	33,3	21700
Refrigerator	6,06	2,44	2,6	26,5	24000
Isolated	6,06	2,44	2,44	26,3	17760
Open Top	6,06	2,44	2,59	32,6	21500
Tank - container	6,06	2,44	2,6	24	21000
Flatrack	6,06	2,44	2,59	27,9	20000
<b>40 feet</b>					
Standard	12,19	2,44	2,59	67,2	26580
High Cube	12,19	2,44	2,90	76,0	26330
Refrigerator	12,19	2,44	2,6	60	26110
High Cube	12,19	2,44	2,90	66	26280
Open Top	12,19	2,44	2,59	66,7	31570
Flatrack	12,19	2,44	2,59	54,8	39470


## STANDARD CONTAINER



Spec	Length*	Width*	Heigh*	Door Width	Door Height	Capacity	Tare Weight	Maxi Cargo
<b>Standard 20'</b>	19' 4"	7' 8"	7' 10"	7' 8"	7' 6"	1,172 Cft	4,916 Lbs	47,900 Lbs
	5.900 m	2.350 m	2.393 m	2.342 m	2.280 m	33.2 m3	2,230 Kgs	21,770 Kgs
<b>Standard 40'</b>	39' 5"	7' 8"	7' 10"	7' 8"	7' 6"	2,390 Cft	8,160 Lbs	59,040 Lbs
	12.036 m	2.350 m	2.392 m	2.340 m	2.280 m	67.7 m3	3,700 Kgs	26,780 Kgs

\* Inside Container Specifications


# UPGRADED CONTAINER



Spec	Length*	Width*	Heigh*	Door Width	Door Height	Capacity	Tare Weight	Maxi Cargo
<b>Upgrade d 20'</b>	19' 4"	7' 7 "	7' 10"	7' 6 "	7' 6"	1,150 Cft	5,060 Lbs	61,996 Lbs
	5.900 m	2.311 m	2.390 m	2.286 m	2.280 m	32.63 m3	2,300 Kgs	28,180 Kgs
<b>High Cube 40'</b>	39' 5"	7' 8"	8' 10"	7' 8"	8' 5"	2,694 Cft	8,750 Lbs	58,450 Lbs
	12.036 m	2.350 m	2.697 m	2.338 m	2.585 m	76.3 m3	3,970 Kgs	26,510 Kgs

\* Inside Container Specifications


# REEFER CONTAINER



Spec	Length*	Width*	Heigh*	Door Width	Door Height	Capacity	Tare Weight	Maxi Cargo
<b>Reefer 20'</b>	17' 8"	7' 5"	7' 5"	7' 5"	7' 3 "	1,000 Cft	7,040 Lbs	45,760 Lbs
	5.425 m	2.275 m	2.260 m	2.258 m	2.216 m	28.3 Cu.m	3,200 Kgs	20,800 Kgs
<b>Reefer 40'</b>	37' 8"	7' 5 "	7' 2 "	7' 5 "	7' 0 "	2,040 Cft	10,780 Lbs	56,276 Lbs
	11.493 m	2.270 m	2.197 m	2.282 m	2.155 m	57.8 Cu.m	4,900 Kgs	25,580 Kgs
<b>Reefer 40' High Cube</b>	37' 11"	7' 6"	8' 2"	7' 6"	8' 0"	2,344 Cft	9,900 Lbs	57,561 Lbs
	11,557 m	2.294 m	2.500 m	2.294 m	2.440 m	66.6 Cu.m	4,500 Kgs	25,980 Kgs

\* Inside Container Specifications


# OPEN TOP



Spec	Length*	Width*	Heigh*	Door Width	Door Height	Capacity	Tare Weight	Maxi Cargo
<b>Open Top 20'</b>	19' 4"	7' 7"	7' 8"	7' 6"	7' 2"	1,136 Cft	5,280 Lbs	47,620 Lbs
	5.894 m	2.311 m	2.354 m	2.286 m	2.184 m	32.23 Cu.m	2,400 Kgs	21,600 Kgs
<b>Open Top 40'</b>	39' 5"	7' 8"	7' 8"	7' 8"	7' 5"	2,350 Cft	8,490 Lbs	58,710 Lbs
	12.028 m	2.350 m	2.345 m	2.341 m	2.274 m	66.5 Cu.m	3,850 Kgs	26,630 Kgs

\* Inside Container Specifications

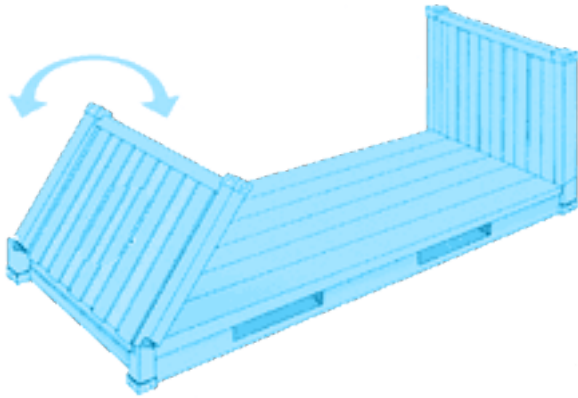
# FLAT RACK



Spec	Length*	Width*	Heigh*	Door Width	Door Height	Capacity	Tare Weight	Maxi Cargo
<b>Flat Rack 20'</b>	18' 5"	7' 3"	7' 4"	-	-	-	5,280 Lbs	61,117 Lbs
	5.61 m	2.228 m	2.233 m	-	-	-	2,530 Kgs	27,722 Kgs
<b>Flat Rack 40'</b>	39' 7"	7' 3"	7' 4"	-	-	-	12,081 Lbs	85,800 Lbs
	12.06 m	2.228 m	2.233 m	-	-	-	5,479 Kgs	38,918 Kgs

\* Inside Container Specifications

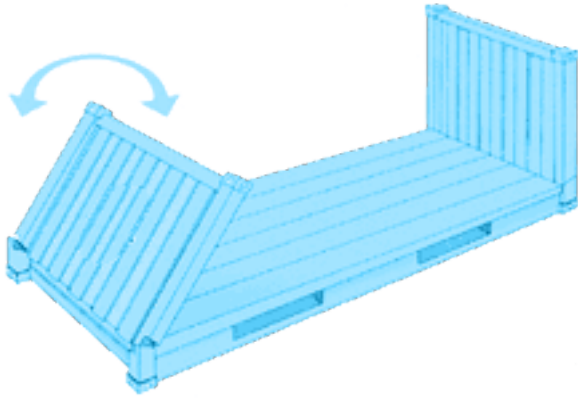
# FLAT RACK COLLAPSIBLE



Spec	Length*	Width*	Heigh*	Door Width	Door Height	Capacity	Tare Weight	Maxi Cargo
<b>Collapsible 20'</b>	18' 6 "	7' 3"	7' 4"	-	-	-	6,061 Lbs	61,117 Lbs
	5.63 m	2.228 m	2.233 m	-	-	-	2,749 Kgs	27,722 Kgs
<b>Collapsible 40'</b>	39' 7"	7' 3"	7' 4"	-	-	-	12,787 Lbs	85,800 Lbs
	12.06 m	2.228 m	2.233 m	-	-	-	5,800 Kgs	38,918 Kgs

\* Inside Container Specifications

# PLATFORM



Spec	Length*	Width*	Heigh*	Door Width	Door Height	Capacity	Tare Weight	Maxi Cargo
<b>Platform 20 ‘</b>	19’ 11”	8’ 0”	7’ 4”	-	-	-	6,061 Lbs	52,896 Lbs
	6.07 m	2.43 m	2.23 m	-	-	-	2,749 Kgs	23,993 Kgs
<b>Platform 40 ‘</b>	40’ 0”	8’ 0”	6’ 5”	-	-	-	12,783 Lbs	66,397 Lbs
	12.19 m	2.43 m	1.95 m	-	-	-	5,798 Kgs	30,117 Kgs

\* Inside Container Specifications